

emtekTM

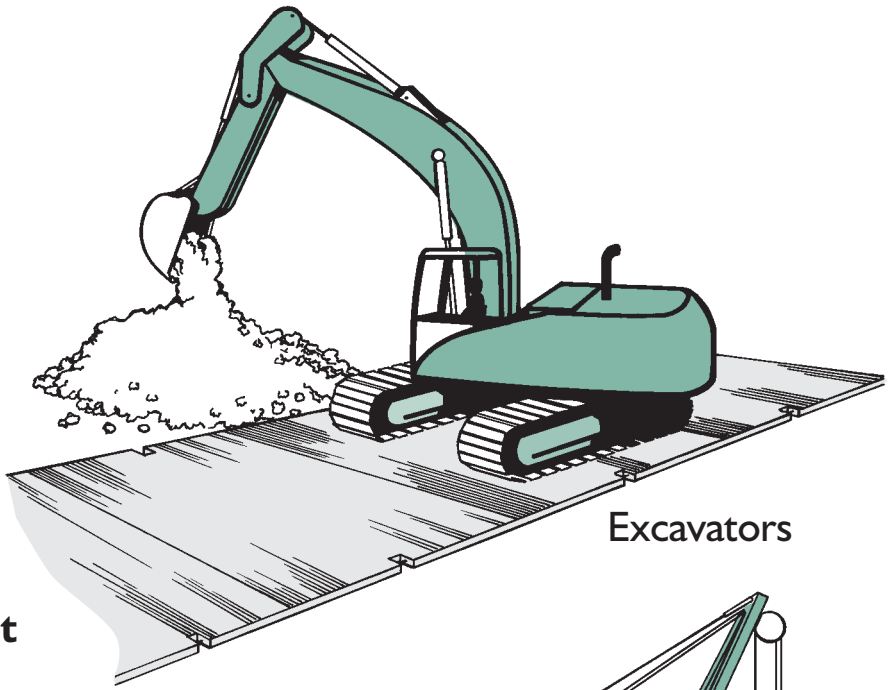
HEAVY EQUIPMENT MAT

DESIGN GUIDE




emtek[™]
HEAVY EQUIPMENT MAT


emtek is the engineered mat for enabling heavy equipment to operate on unstable or soft soil conditions.




Excavators



Pipe Layers



Oil Rigs



Loaders

TABLE OF CONTENTS

How to Use This Guide	1
Caution to Users	1
Introduction	2
Storage & Handling	2
emtek Specifications	3
Comparison	3
Weight Table	3
Uniform Bearing On Soil	
Load Diagrams	4
Table I, Load Criteria Uniform Bearing On Soil Type “A”	5
Table II, Load Criteria Uniform Bearing On Soil Type “B”	6
Table III, Load Criteria Uniform Bearing On Soil Type “C”	7
Table IV, Load Criteria Uniform Bearing On Soil Type “A”	8
Table V, Load Criteria Uniform Bearing On Soil Type “B”	9
Table VI, Load Criteria Uniform Bearing On Soil Type “C”	10
Design Properties	11
Load Diagrams Bearing At Ends Of Span	11
Table VII, Load Criteria Uniform Bearing At Ends Of Span	12

